






**EDGE RATE**  
CONTACT

ERF8-020-05.0-S-DV-TR



ERF8-060-05.0-L-DV-TR



ERF8-040-05.0-S-DV-TR

**ERF8 SERIES**

**(0.80 mm) .0315"**

# RUGGED HIGH-SPEED SOCKET

## SPECIFICATIONS

For complete specifications and recommended PCB layouts see [www.samtec.com?ERF8](http://www.samtec.com?ERF8)

**Insulator Material:**

Black LCP

**Contact Material:**

BeCu

**Plating:**

Au or Sn over 50 μ" (1.27 μm) Ni

**Current Rating:**

2.2 A per pin

(1 pin powered per row)

**Operating Temp Range:**

-55 °C to + 125 °C

**Voltage Rating:**

225 VAC / 318 VDC

**RoHS Compliant:**

Yes

**Board Mates:**  
ERM8

**Cable Mates:**  
ERCD, ERDP

ERF8 LEAD STYLE	MATED HEIGHT*			
	ERM8 LEAD STYLE			
	-02.0	-05.0	-08.0	-09.0
-05.0	(7.00) .276	(10.00) .394	(13.00) .512	(14.00) .551
-07.0	(9.00) .354	(12.00) .472	(15.00) .591	(16.00) .629

\*Processing conditions will affect mated height.

## HIGH-SPEED CHANNEL PERFORMANCE

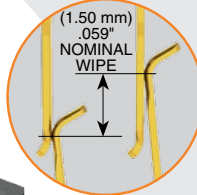
ERM8/ERF8 @ 7 mm Mated Stack Height

Rating based on Samtec reference channel.  
For full SI performance data visit [Samtec.com](http://Samtec.com)  
or contact [SIG@samtec.com](mailto:SIG@samtec.com)

**23**  
Gbps

Robust Edge Rate® contact improves "Zippered" unmating

10 to 150 I/Os



## PROCESSING

**Lead-Free Solderable:**

Yes

**SMT Lead Coplanarity:**

(0.10 mm) .004" max (005-030)

(0.12 mm) .005" max (040-060)

(0.15 mm) .006" max (070-100)

## RECOGNITIONS

For complete scope of recognitions see [www.samtec.com/quality](http://www.samtec.com/quality)



FILE NO. E11594

## PROTOCOLS

- 100 GbE
- PCI Express™

## APPLICATIONS

STANDARD	POS.	PART NOs.	SERIES
NEXUS5001™.org POWER.org™	10	ASP-148421-01	ERF8-DV
	11	ASP-137969-01	ERF8-DV
	17	ASP-137973-01	ERF8-DV
ARM/HSSTP	20	ASP-130367-01	ERF8-DV
	23	ASP-130368-01	ERF8-DV
NEXUS5001™.org POWER.org™	25	ASP-148422-01	ERF8-DV
	35	ASP-135029-01	ERF8-DV
	40	ASP-148424-01	ERF8-DV

## ALSO AVAILABLE (MOQ Required)

- Mezzanine stack heights  
Contact Samtec.

**Note:** Patented

**Note:** Some lengths, styles and options are non-standard, non-returnable.

ERF8	NO. OF POSITIONS PER ROW	LEAD STYLE	PLATING OPTION	DV	OTHER OPTION	TR					
	<p>-005, -010, -011, -013, -020, -025, -030, -035, -040, -049, -050, -060, -070, -075</p> <p>-100 (Available with -05.0 lead style only)</p>	<p>Specify LEAD STYLE from chart</p> <table border="1"> <thead> <tr> <th>LEAD STYLE</th> <th>A</th> </tr> </thead> <tbody> <tr> <td>-05.0</td> <td>(5.10) .200</td> </tr> <tr> <td>-07.0</td> <td>(7.00) .276</td> </tr> </tbody> </table>	LEAD STYLE	A	-05.0	(5.10) .200	-07.0	(7.00) .276	<p>-L = 10 μ" (0.25 μm) Gold on contact, Matte Tin on tail</p> <p>-S = 30 μ" (0.76 μm) Gold on contact, Matte Tin on tail</p>	<p>-L = Latching (Lead Style -05.0 only) (N/A with -EGP or -EGPS option)</p> <p>-EGP = Extended Guide Post (Lead Style -07.0 only) (N/A with -L &amp; -EGPS option)</p> <p>-EGPS = Extended Guide Post Shield (Lead Style -07.0 only) (N/A with -L &amp; -EGP option) (-010, -020, -025, -030 only)</p> <p>-K = (6.00 mm) .236" DIA Polyimide Film Pick &amp; Place Pad</p>	<p>-TR = Tape &amp; Reel Packaging</p>
LEAD STYLE	A										
-05.0	(5.10) .200										
-07.0	(7.00) .276										

Due to technical progress, all designs, specifications and components are subject to change without notice.

[WWW.SAMTEC.COM](http://WWW.SAMTEC.COM)

All parts within this catalog are built to Samtec's specifications.  
Customer specific requirements must be approved by Samtec and identified in a Samtec customer-specific drawing to apply.